

# Common Aquatic Macroinvertebrates of the Kachemak Bay Watershed




**DAMSELFLY**



**MAYFLY**




**DRAGONFLY**



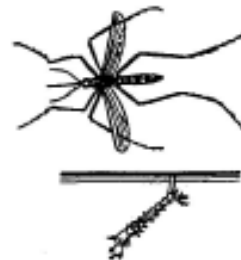
**CADDISFLY**



**BLACKFLY**



**MIDGE**



**MOSQUITO**



**WATER STRIDER**



**COPEPOD**



**FAIRY SHRIMP**



**AMPHIPOD**



**WATER BOATMAN**



**CLAM**



**WATER FLEA**



**DIVING BEETLE**



**WHIRLIGIG BEETLE**

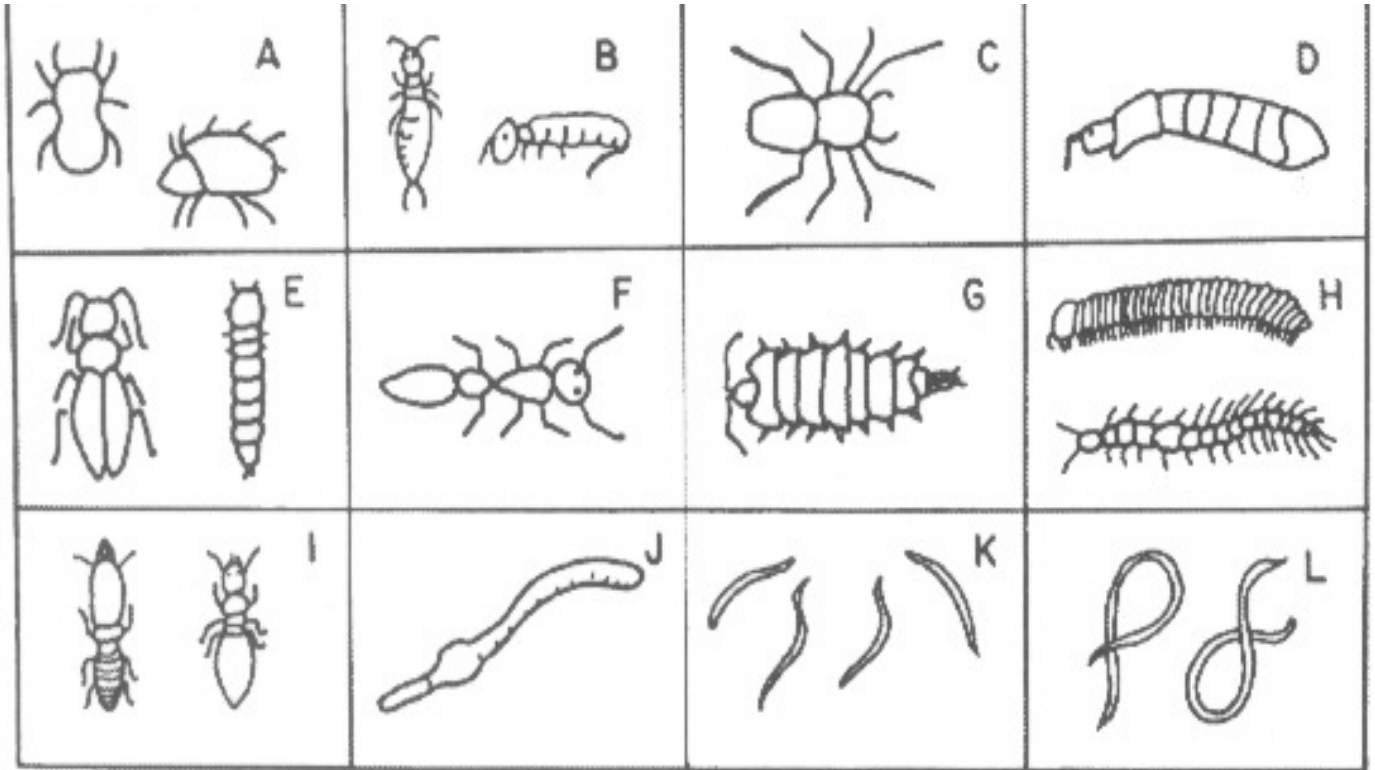


**SNAIL**



**LEECH**

# Common Soil Macroinvertebrates of the Kachemak Bay Watershed



- A Mites (Acarina)
- B Springtails (Collembola)
- C Spiders (Araneida)
- D Fly larvae (Diptera)
- E Beetles and larvae (Coleoptera)
- F Ants (Hymenoptera)
- G Woodlice (Isopoda)
- H Centipedes and millipedes (Myriapoda)
- I Termites (Isoptera)
- J Earthworms (Lumbricida)
- K Potworms (Enchytraeida)
- L Nematodes (Nematoda)

*Taken or modified from Soil Classification Working Group (1998), Green et al. (1993), and Luttmerding et al. (1990). -- I will update this later with better drawings.*

# Macroinvertebrate Data Sheet

Name(s): \_\_\_\_\_ Date: \_\_\_\_\_ Time: \_\_\_\_\_  
 Weather: \_\_\_\_\_ Other Notes: \_\_\_\_\_

## Freshwater Ecosystem

Location: \_\_\_\_\_ Other Notes: \_\_\_\_\_

*Water Quality - Qualitative Observations:*

H<sub>2</sub>O Appearance: \_\_\_\_\_ Nearby H<sub>2</sub>O Color: \_\_\_\_\_ Odor: \_\_\_\_\_

*Water Quality - Quantitative Observations:*

Air Temp: \_\_\_\_\_ Water Depth: \_\_\_\_\_

Water Temp: \_\_\_\_\_ Water pH: \_\_\_\_\_

*Macroinvertebrate Sampling Data (other)*

*Macroinvertebrate Sampling Data (EPT)*

Major Group	Total no. in water sample	Total no. in core sample
Mayflies (E) <i>Ephemeroptera</i>		
Stoneflies (P) <i>Plecoptera</i>		
Caddisflies (T) <i>Trichoptera</i>		
<b><i>EPT Richness Total (A)</i></b>		

Other Groups	Total no. in water sample	Total no. in core sample
Midges		
Craneflies		
Blackflies		
Aquatic Mites		
Beetles		
Dragonflies		
Damselflies		
Scuds		
Snails		
Bivalves		
Polychaetes		
Leeches		
Flatworms		
Other		
<b><i>Non-EPT Total (B)</i></b>		
<b><i>Total Organism Density (A + B)</i></b>		

*Other Organisms Observed*

Fish: \_\_\_\_\_  
 \_\_\_\_\_

Birds: \_\_\_\_\_  
 \_\_\_\_\_  
 \_\_\_\_\_

Mammals: \_\_\_\_\_  
 \_\_\_\_\_  
 \_\_\_\_\_

# Macroinvertebrate Data Sheet Continued

## Terrestrial Ecosystem

Location: \_\_\_\_\_

Other Notes: \_\_\_\_\_

*Soil -- Qualitative Observations:*

Color: \_\_\_\_\_

Odor: \_\_\_\_\_ Nearby Water: Y or N

Components: \_\_\_\_\_

*Soil -- Quantitative Observations:*

Air Temp: \_\_\_\_\_ Soil Temp: \_\_\_\_\_

*Other Organisms Observed*

Birds: \_\_\_\_\_

Mammals: \_\_\_\_\_

Invertebrates: \_\_\_\_\_

*Macroinvertebrate Sampling Data*

Group	Total no. in sample
Earthworms	
Nematodes	
Ants	
Spiders	
Mites	
Centipedes	
Springtails	
Isopods	
Nematodes	
Mollusks	
Other	
Total Organism Density in sample	
Diversity (no. of groups present)	

## Terrestrial Ecosystem

Location: \_\_\_\_\_

Other Notes: \_\_\_\_\_

*Soil -- Qualitative Observations:*

Color: \_\_\_\_\_

Odor: \_\_\_\_\_ Nearby Water: Y or N

Components: \_\_\_\_\_

*Soil -- Quantitative Observations:*

Air Temp: \_\_\_\_\_ Soil Temp: \_\_\_\_\_

*Other Organisms Observed*

Birds: \_\_\_\_\_

Mammals: \_\_\_\_\_

Invertebrates: \_\_\_\_\_

*Macroinvertebrate Sampling Data*

Group	Total no. in sample
Earthworms	
Nematodes	
Ants	
Spiders	
Mites	
Centipedes	
Springtails	
Isopods	
Nematodes	
Mollusks	
Other	
Total Organism Density in sample	
Diversity (no. of groups present)	

# Macroinvertebrate Data Sheet Continued

<b>Terrestrial Ecosystem</b>																													
Location: _____	<i>Macroinvertebrate Sampling Data</i>																												
Other Notes: _____ _____																													
<i>Soil -- Qualitative Observations:</i>																													
Color: _____																													
Odor: _____ Nearby Water: Y or N																													
Components: _____																													
<i>Soil -- Quantitative Observations:</i>																													
Air Temp: _____ Soil Temp: _____																													
<i>Other Organisms Observed</i>																													
Birds: _____ _____																													
Mammals: _____ _____																													
Invertebrates: _____ _____																													
	<table border="1" style="width: 100%; border-collapse: collapse;"> <thead> <tr> <th style="width: 70%;">Group</th> <th>Total no. in sample</th> </tr> </thead> <tbody> <tr><td>Earthworms</td><td></td></tr> <tr><td>Nematodes</td><td></td></tr> <tr><td>Ants</td><td></td></tr> <tr><td>Spiders</td><td></td></tr> <tr><td>Mites</td><td></td></tr> <tr><td>Centipedes</td><td></td></tr> <tr><td>Springtails</td><td></td></tr> <tr><td>Isopods</td><td></td></tr> <tr><td>Nematodes</td><td></td></tr> <tr><td>Mollusks</td><td></td></tr> <tr><td>Other</td><td></td></tr> <tr><td>Total Organism Density in sample</td><td></td></tr> <tr><td>Diversity (no. of groups present)</td><td></td></tr> </tbody> </table>	Group	Total no. in sample	Earthworms		Nematodes		Ants		Spiders		Mites		Centipedes		Springtails		Isopods		Nematodes		Mollusks		Other		Total Organism Density in sample		Diversity (no. of groups present)	
Group	Total no. in sample																												
Earthworms																													
Nematodes																													
Ants																													
Spiders																													
Mites																													
Centipedes																													
Springtails																													
Isopods																													
Nematodes																													
Mollusks																													
Other																													
Total Organism Density in sample																													
Diversity (no. of groups present)																													

<b>Terrestrial Ecosystem</b>																													
Location: _____	<i>Macroinvertebrate Sampling Data</i>																												
Other Notes: _____ _____																													
<i>Soil -- Qualitative Observations:</i>																													
Color: _____																													
Odor: _____ Nearby Water: Y or N																													
Components: _____																													
<i>Soil -- Quantitative Observations:</i>																													
Air Temp: _____ Soil Temp: _____																													
<i>Other Organisms Observed</i>																													
Birds: _____ _____																													
Mammals: _____ _____																													
Invertebrates: _____ _____																													
	<table border="1" style="width: 100%; border-collapse: collapse;"> <thead> <tr> <th style="width: 70%;">Group</th> <th>Total no. in sample</th> </tr> </thead> <tbody> <tr><td>Earthworms</td><td></td></tr> <tr><td>Nematodes</td><td></td></tr> <tr><td>Ants</td><td></td></tr> <tr><td>Spiders</td><td></td></tr> <tr><td>Mites</td><td></td></tr> <tr><td>Centipedes</td><td></td></tr> <tr><td>Springtails</td><td></td></tr> <tr><td>Isopods</td><td></td></tr> <tr><td>Nematodes</td><td></td></tr> <tr><td>Mollusks</td><td></td></tr> <tr><td>Other</td><td></td></tr> <tr><td>Total Organism Density in sample</td><td></td></tr> <tr><td>Diversity (no. of groups present)</td><td></td></tr> </tbody> </table>	Group	Total no. in sample	Earthworms		Nematodes		Ants		Spiders		Mites		Centipedes		Springtails		Isopods		Nematodes		Mollusks		Other		Total Organism Density in sample		Diversity (no. of groups present)	
Group	Total no. in sample																												
Earthworms																													
Nematodes																													
Ants																													
Spiders																													
Mites																													
Centipedes																													
Springtails																													
Isopods																													
Nematodes																													
Mollusks																													
Other																													
Total Organism Density in sample																													
Diversity (no. of groups present)																													